



FURNITURE - DESIGN - FOAMCOATING



BELGIUM | AFRICA | CHINA | NORTH AMERICA | INDIA | JAPAN | RUSSIA | ARGENTINA | MIDDLE EAST | ADRIA | MEXICO

“ IT IS NOT HOW
GOOD YOU ARE,
IT’S HOW **GOOD** YOU
WANT TO BE. ”

“ WORK HARD,
STAY HUMBLE. ”

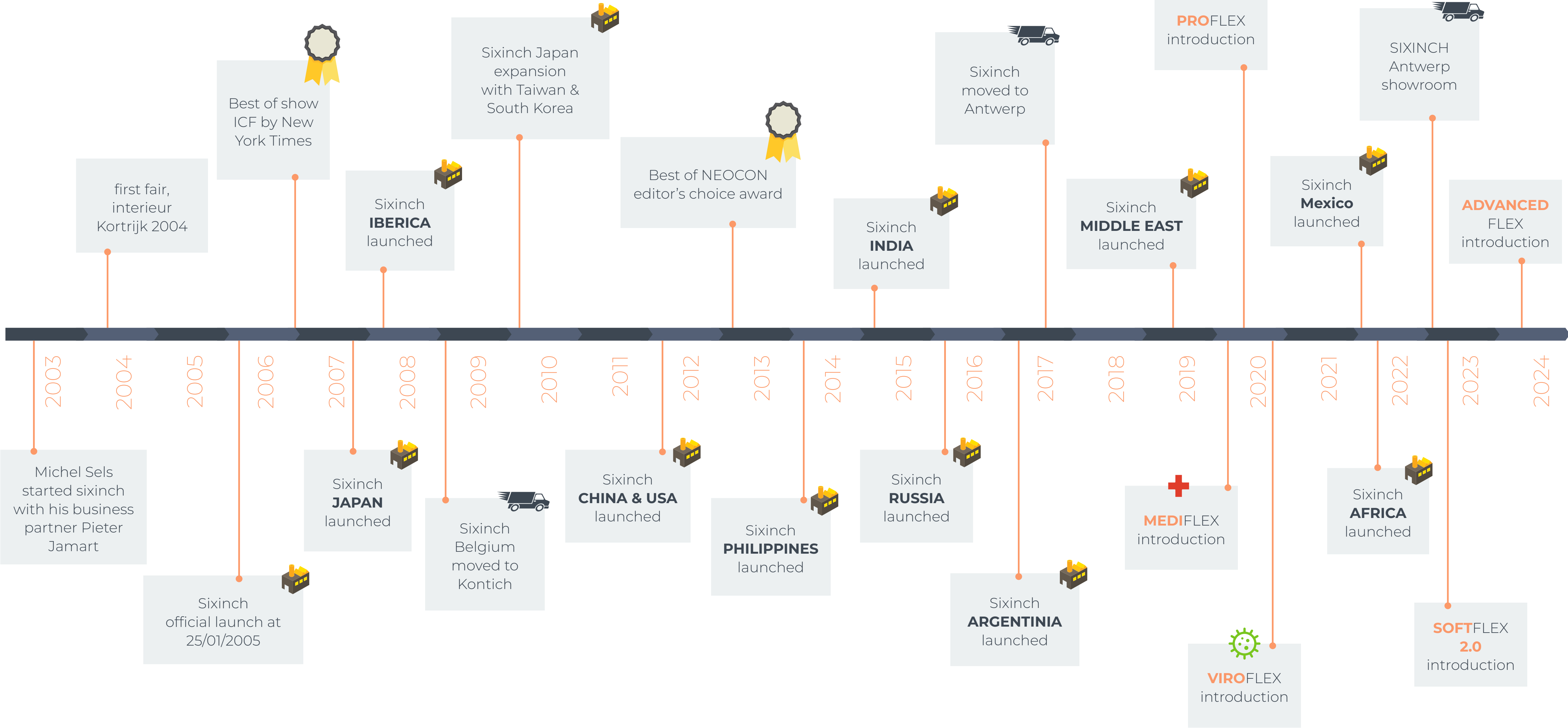


Michel Sels

Founder **SIXINCH** Global

Michel started his career with the company ALLSHOP in the display and mannequin industry, he supplied the showrooms of Dries van Noten, Levis, Etam, and many others. He also had his own mannequin manufacturing company ACB displays. In 2003 when he met Pieter Jamart and shared the same passion for foam and coating they decided to launch SIXINCH. Pieter stepped out of the company in beginning 2020 to proceed new adventures. Sixinch has grown since the start and continues to grow with new factories in Mexico and Slovenia. Currently active with 11 factories worldwide covering many countries. SIXINCH focus is to collaborate with designers and architects creating vibrant and exciting furniture pieces. Iconic environments are crucial these days to promote and breath our clients spirit.

SIXINCH TIMELINE





OUR COATINGS

01

SOFTFlex 2.0

- Foam 30 up to 65 kg/m³
- Seamless and easy to clean
- Very flexible - < 1mm thick
- Indoor - slightly bumpy surface
- 4 - 6 colored layers
- Color systems RAL-NCS



02

FlexPLUS

- Foam 35 kg/m³ up to 65 kg/m³
- UV stable soft touch
- Very flexible - 1.5 mm thick
- Seamless and easy to clean
- Indoor and outdoor - smooth surface
- Color systems RAL-NCS



03

PROFlex

- Foam 35 kg/m³ up to 65 kg/m³
- 2 layers PU + 1 layer UV stable soft touch
- Semi flexible - 4 mm skin
- Seamless and easy to clean
- Indoor and outdoor - orange skin surface
- Color systems RAL-NCS



04

MEDIFlex +

- Foam 35 kg/m³ up to 65 kg/m³
- 1 layer primer
- 1 layer super thin and elastic layer
- 1 layer UV stable soft touch
- Super flexible – 0.5 mm thick
- Seamless and easy to clean
- Indoor – smooth surface
- Color systems RAL-NCS



05

HARDCoat

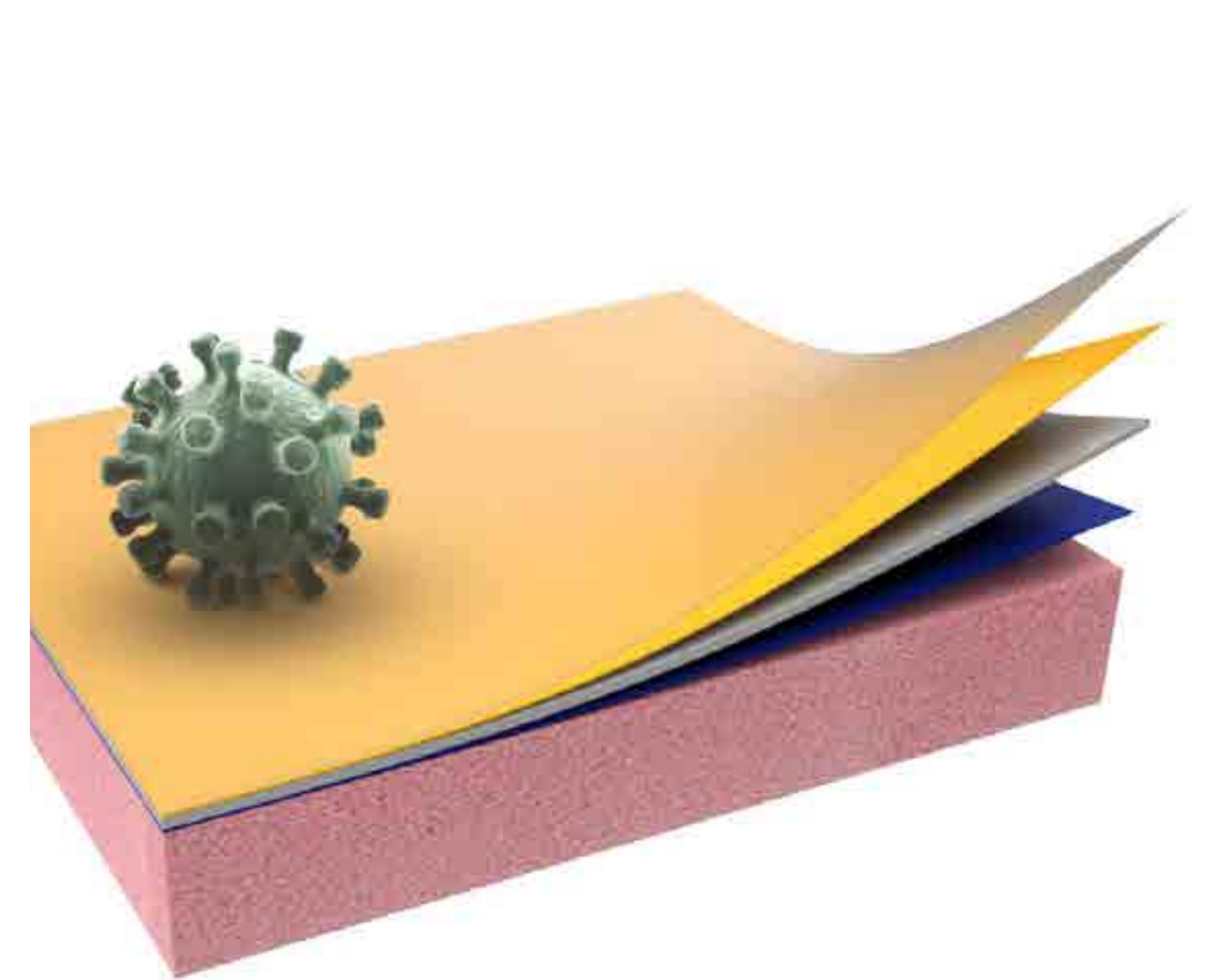
- EPS foam
- 1 layer primer
- 1 layer hard PU
- 1 layer UV stable endlack
- Hard – 4mm thick
- Seamless and easy to clean
- Indoor and outdoor – bumpy surface
- Color systems RAL-NCS



06

VIROFlex

- 99.6% kill rate in 60 minutes
- Eliminates bacteria / virus
- Deep into the top layer + 12 year
- 100% toxic free system / harmless
- Self sanitizing system on a constant level
- UV stable and soft touch feeling
- Indoor / outdoor – smooth surface
- Anti-virus, bacterial & fungal layer






SEAMLESS



NO MOLDS



WATERPROOF



EASY TO CLEAN



ALL SHAPES



ALL COLORS



FLEXIBLE



RECYCLABLE

01

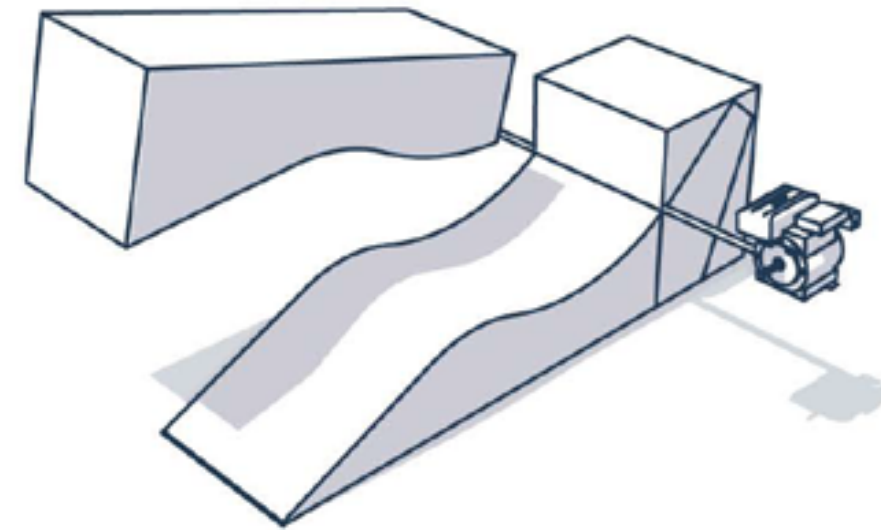
Design creation



SCAN

02

Foam cutting



SCAN

03

Coating



SCAN

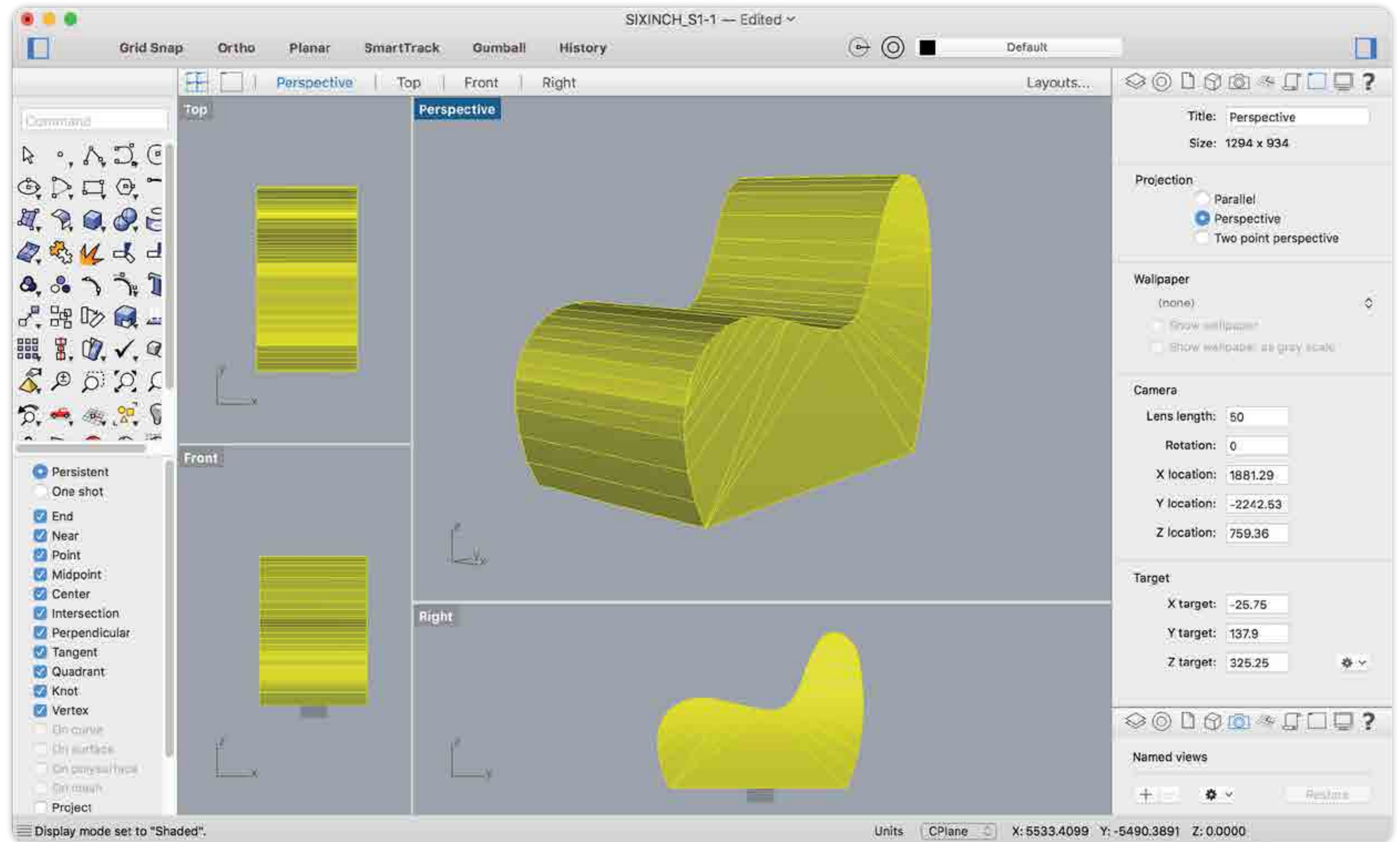
01

Design creation

Enjoy the liberty to draw your own custom design.

This design must be converted in to a STEP, DXF or DWG file.

Exported in the CNC cutting machine of the foam cutter.



02

2D Foam cutting

When the file is imported the CNC cutter is getting to work and cuts your design out of a big block of foam of the chosen density. After a short amount of time the foam is cut and ready for the next step.


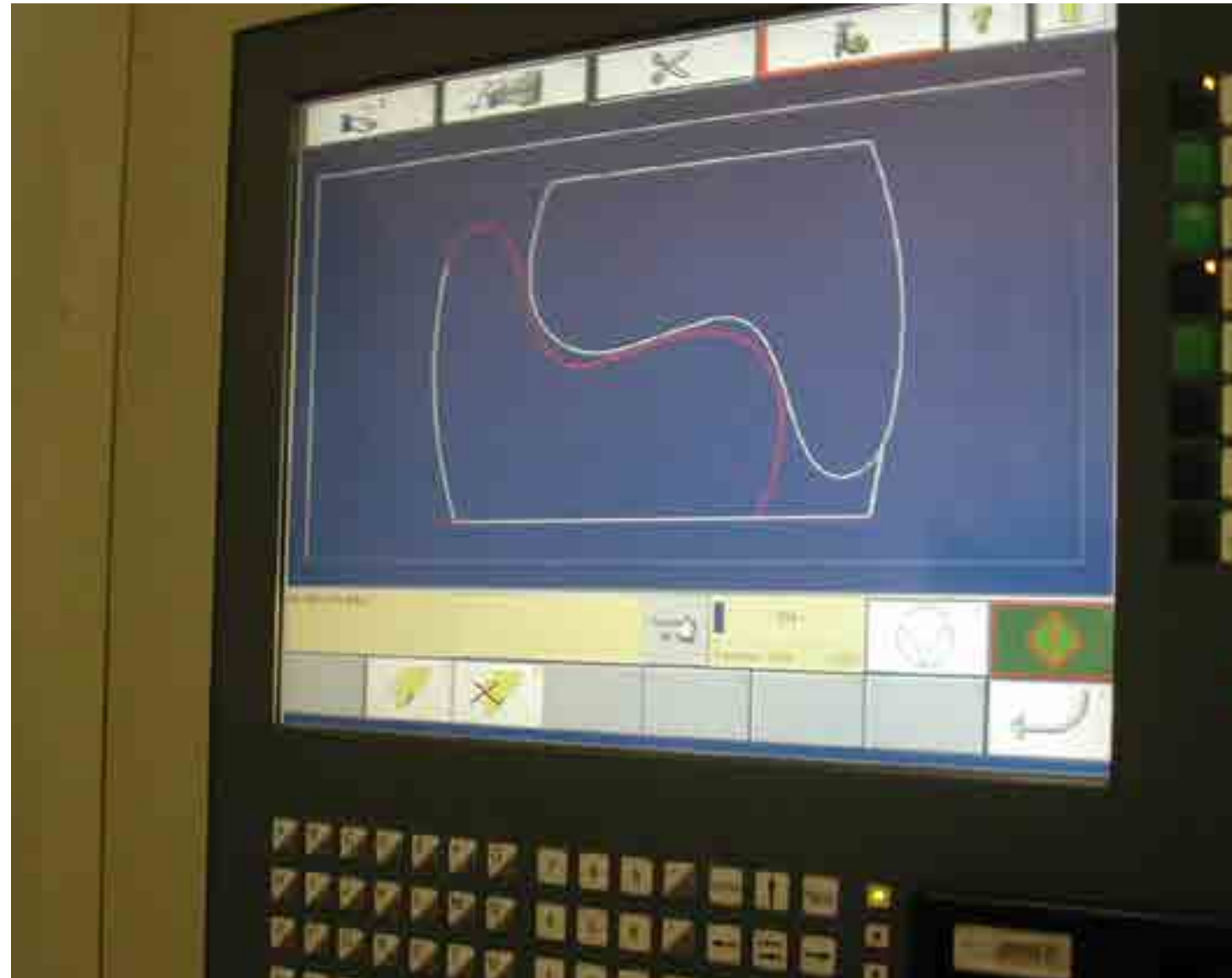
Q354

Q404

CM46

Q653

rebound



02

Types of FOAM



Q354

- polyurethaan, polyether
- light blue
- Density: 35
- Free of CFK



Q404

- polyurethaan, polyether
- White
- Density: 40
- Free of CFK



CM46

- polyurethaan, polyether
- Orchid
- Density: 46
- Fire retardant
- Free of CFK




Q653

- polyurethaan, polyether
- Light grey
- Density: 65
- Free of CFK

02

3D carving on EPS

The file is imported in the CNC cutter, this machine carves the design from a big block of foam. After a short amount of time the carving is done and the foam is ready for the next step.



EPS

- Expanded polystyrene
- White
- Closed cell foam
- Non-flexible
- Hard coating



03

Coating

First layer is the primer that provides adhesion to the foam whilst closing any holes. Second layer is a high quality PU layer which gives the strength to the coating. Last layer is the topcoat / color layer. This coating cures overnight.



Webbing



PU



Topcoat



Drying

VIROflex formulation is a one-component polyurethane-polysiloxane additive which has the characteristic of being a disinfectant and has a mechanical and non-chemical effect on micro-organisms. The component is made up of microscopic-sized spikes which act on viruses, bacteria, or fungi by making them explode when coming in contact with the spikes.

Against **COVID-19**, its immediate effect has been demonstrated in a university laboratory.

Test 1 op 09/10/2021 by the **Giga Institute, Molecular Biometric and Protein Engineering Laboratory.**

Test 2 op 19/08/2021 by the **University of Liege (ULG), Department of Morphology and Pathology**

Its action is permanent, it is resistant and durable. Its effectiveness does not deteriorate over time. Stays active for a life time whilst being deep incorporated into the color layer.

Can be used in our : **FLEXPLUS™**, **MEDIFLEX™** and **PROFLEX™** coatings.

Fase 01

The virus or bacteria particles comes in contact with the coating. The coating is already reacting and starting to destroy the particles.



**ANTI BACTERIAL
VIRUS / FUNGUS**

Fase 02

Having surpassed the 30 minute mark the virus particles have now been destroyed for 60%.



**LIFE TIME ACTIVE
NON TOXIC**


- 1 LAYER ANTI-VIRUS/BACTERIA
- 1 LAYER UV STABLE SOFT TOUCH
- 1 LAYER ELASTIC PU
- 1 LAYER PRIMER
- FOAM 35 - 65 KG/M³

Fase 03

A total of 1 hour has passed since the virus/bacteria particles have made contact with the coating. You can be assured that by this time 99.8% of the particles have been killed/destroyed.



**99.8% KILL RATIO
SELF SANITIZING**



We use now in 2022 new recycled end stops into the bottom : as part of the evolution in our production process

Apart from being able to supply recycled foam , better known as REBOUND foam (www.onlinefabricstore.com/makersmill/rebond-foam)

Where we can offer the customer different densities in this foam. We are able to recycle our seats / furniture for 98% where at the end of life the product return towards our factory to be taken apart. The example under here is from a customer where the product was supplied in

2012.

Although the product was still ok the client wanted to replace it 100% by the same but a new product.

STEP 1 : the old piece returned and we took the skin of the foam part. If the foam left over was too small / damaged it returns to the foam factory to get shredded and to get a second life as rebound foam.

In this case the foam piece was big enough to get first another life as smaller recut units.

STEP 2 : the block is being prepared as the minimum is being cut off to obtain the maximum clean sides. After this the new files

are being loaded and the CNC cutters cut out the new shapes we can recuperate out of the "old" blok.

STEP3 : even after this the left over after the cutting is being shredded and will go towards the rebound foam. So also here we go to ZERO waist.

We obtain the minimum of waist during the foam process with pre-consumer waist , but also in this case post-consumer waist.

The only thing what is currently waist is the skin. At his moment we are testing several directions how to also reuse this skin after shredding , to add into the molded foams or rotations molded units.



**Karim
Rasheed**



**Sixinch
Design**



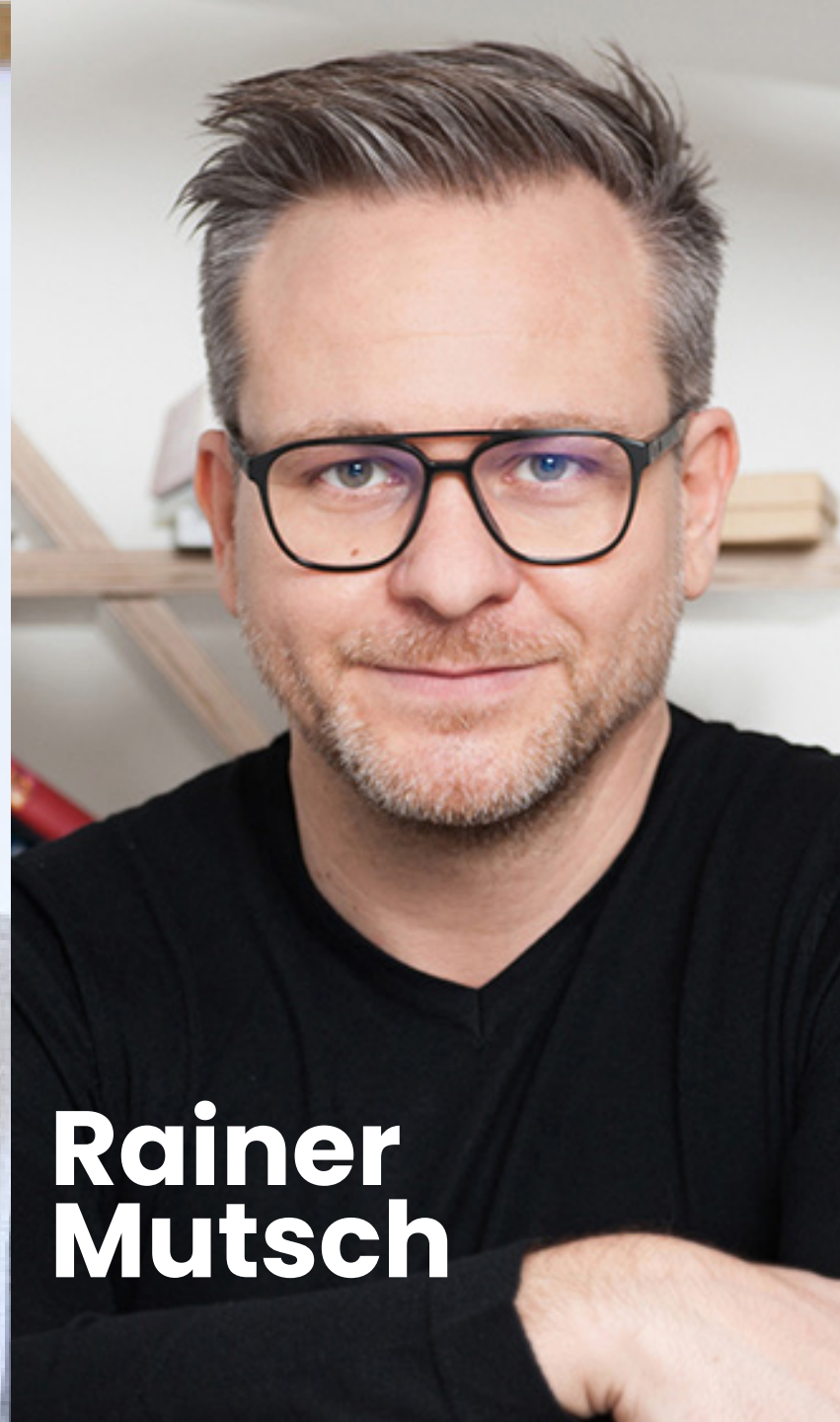
B-Brand



**NORT
studio**



**Atelier
Belge**



**Rainer
Mutsch**



**Studio
Högl Borowski**



Fermetti



Cliffy collection



Pouf



Sofa



Lounge











Steen collection

Pouf



Sofa



Table







Steen collection








































01



Injected soft
foam molding

02



Coating on
different material

03



Rotation
molding

01

**Injected soft
foam molding**



01

Injected soft
foam molding



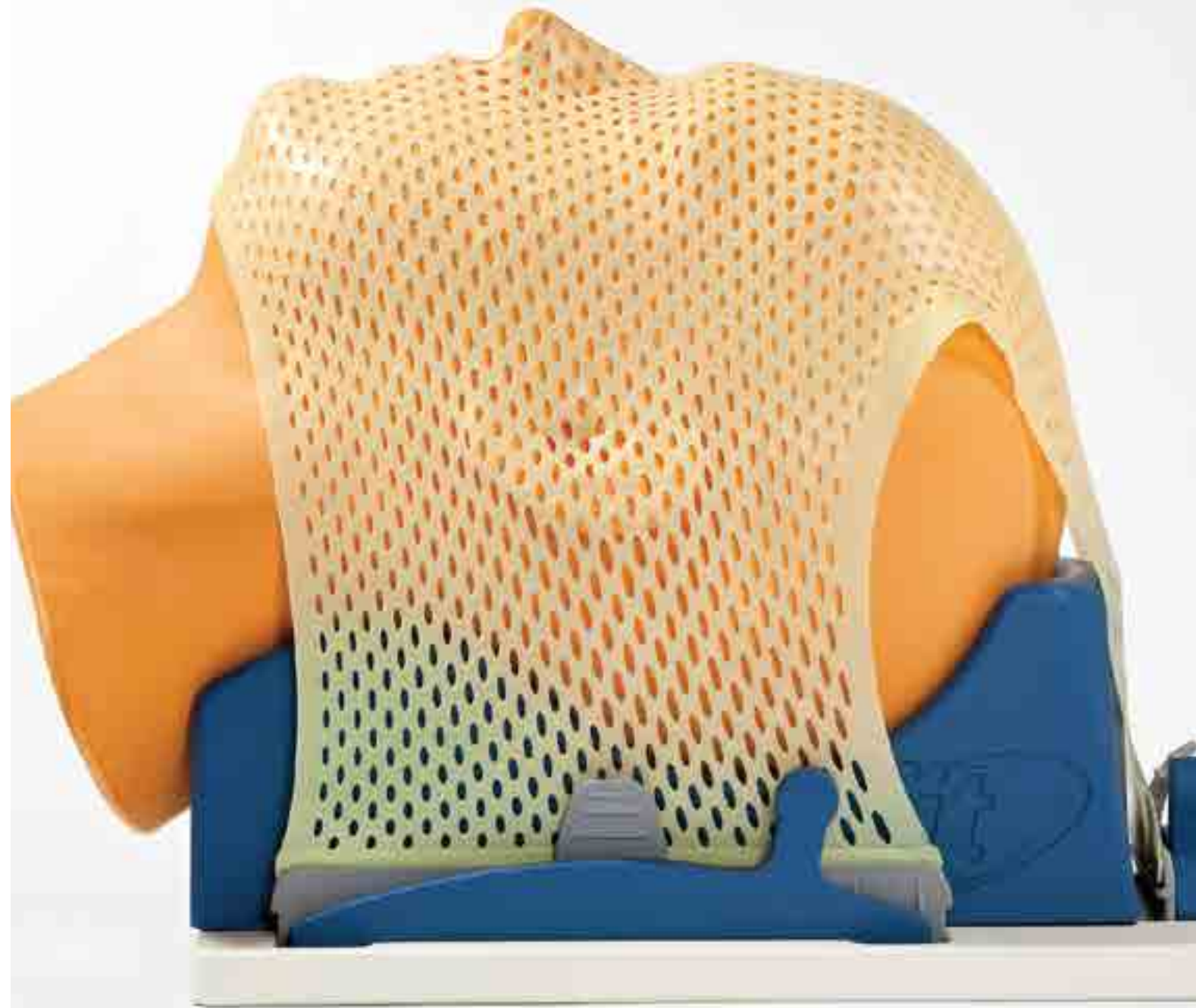
02

**Coating on
other materials**



02

Coating on other materials



EPS



MDF



WOOD + FABRIC

03

Rotation
molding



03

Rotation
molding




03

Rotation molding



Kortrijk Belgium
Biennale

 sixinchⁱ



Kortrijk Belgium Biennale



AGILE
↑↑
FRAGILE
IN BELGIUM

Kortrijk Belgium
Biennale



Offshore...

a sea of choices

Dive into the SIXINCH sea of possibilities using our new modular furniture system - OFFSHORE. With OFFSHORE, we have combined geometry and our famous coating techniques, allowing infinite variations for your custom installation through color and arrangements. You can go for straight or curved layouts, solitary seating or even large cluster-like constellations. Let the current guide you.

www.sixinch.eu



Tokyo Japan



Tokyo Japan



sixinch

inch

1-113
BRUE
BRUE+BRUE+BRUE+BRUE+
BRUE+BRUE+BRUE+

Sato Sangyo
www.satosangyo.com

THE
TIMELESS
CRAFT
WEST 1-140

NeoCon Chicago - USA



Rock Werchter
Belgium



Rock Werchter
Belgium



WTHN

WTHN?

WTHN?

W T H N

WTHN?



Le Méridien Monaco



Captains lounge Monaco Yacht Show










SIXINCH USA





SIXINCH JAPAN





SIXINCH JAPAN



PHILIPPINES



AND MANY MORE



NORTH-AMERICA

MEXICO

ARGENTINA

BELGIUM HQ

ADRIA

MIDDLE-EAST

AFRICA

RUSSIA

INDIA

CHINA

JAPAN



FOLLOW US



[WWW.FACEBOOK.COM/SIXINCHME](https://www.facebook.com/sixinchme)
[WWW.INSTAGRAM.COM/SIXINCHME](https://www.instagram.com/sixinchme)

